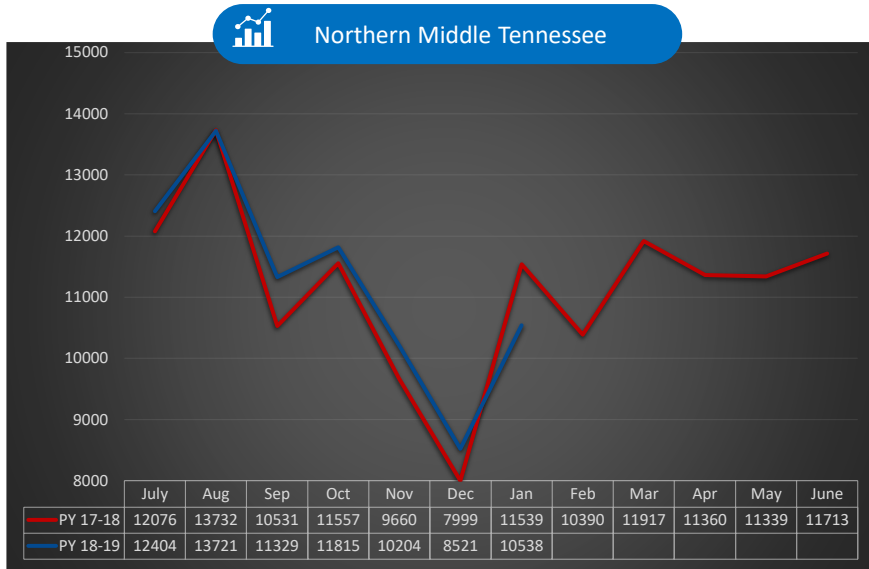


## AJC Visits



The numbers at left reflect AJC visits in our 13-county geographic footprint, including affiliate and comprehensive American Job Centers.

The Northern Middle Tennessee area serves more individuals than any other area in the state.



## Who visits our AJCs and why

### top 10 reasons people visit our AJCs

- 1. Job Search/Computer Room**  
18,734 (22.78%)
- 2. Job Fair**  
10,682 (13.24%)
- 3. Adult Education**  
7,038 (8.73%)
- 4. TN Drug-Free Workplace**  
5,568 (7.01%)
- 5. Unemployment**  
5,436 (6.74%)
- 6. Job Search Assistance**  
5,229 (6.48%)
- 7. Career Coaching**  
3,883 (4.81%)
- 8. Families First**  
2,978 (3.69%)
- 9. RESEA**  
2,576 (3.19%)
- 10. Employer Check-In**  
2,462 (3.05%)

Our busiest locations through the first six months of the program year are:

Clarksville	13,597
Murfreesboro	12,993
Nashville	12,282
Franklin	6,391



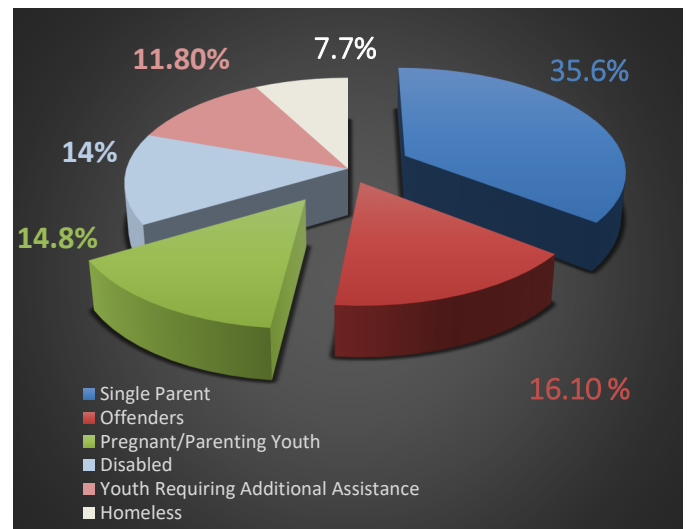
### Barriers to success

Our customers face many barriers, but find success through skills upgrades, education, training, and/or employment.

The top six listed barriers at the six-month mark of the program year, 12/31/2018, were as follows:

- |  |     |
|--|-----|
| 1. Single Parent                         | 653 |
| 2. Offenders                             | 296 |
| 3. Pregnant/Parenting Youth              | 271 |
| 4. Disabled                              | 258 |
| 5. Youth Requiring Additional Assistance | 215 |
| 6. Homeless                              | 141 |

The percentage of the top six cited barriers is indicated on the attached chart.



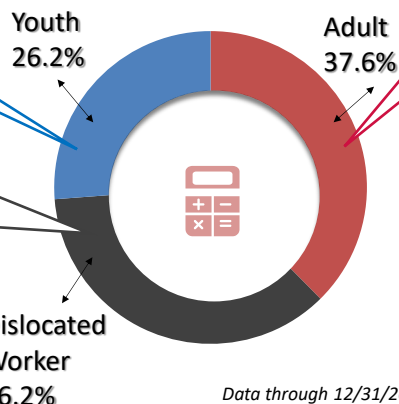
## One Stop Operator Report

Data as of December 31, 2018

### Title I WIOA

NMT enrolled 281 youth the first six months of the program year.

### WIOA ENROLLMENT



*Data through 12/31/2018*

NMT enrolled 420 adults between July 1, 2018 and December 31, 2018.

**Adult** 1,077

**Dislocated Worker** 1,035

**Youth** 751

The Career Service Provider for Northern Middle Tennessee is Workforce Essentials. **In the Middle Tennessee Region, 64% of adults, 73% of dislocated workers, and 56% of youth enrollments are served by our LWDA. From a statewide perspective, Northern Middle Tennessee serves 19% of all adults, 45% of all dislocated workers, and 28% of all youth enrollments across the state.**

NMT served almost half of the Dislocated Workers in the state, as evidenced by the new enrollment of 335 Dislocated Workers so far this year.

*The three programs had an average placement wage of \$17.67.*

### Title II Adult Education



HSE Earned	18-Jul	18-Aug	18-Sep	18-Oct	18-Nov	18-Dec	Total	17-18
Wilson	3	3	18	2	10	7	43	52
Williamson	5	5	7	8	8	11	44	56
Sumner/Trousdale	8	23	13	7	12	6	69	87
Rutherford	11	18	13	18	16	14	90	120
Robertson/Cheatham	2	1	4	7	9	2	25	49
Montgomery	12	13	15	14	9	18	81	102
Dic/Hump/Hou/Ste	4	7	7	3	6	11	38	59
Davidson	6	6	4	6	4	5	31	234
<b>District Total</b>	<b>51</b>	<b>76</b>	<b>81</b>	<b>65</b>	<b>74</b>	<b>74</b>	<b>421</b>	<b>759</b>

### Title III Wagner-Peyser

Total number of Individuals that Registered	9,657
Total number of Individuals that Logged In	23,945
Total number of Distinct Individuals Receiving Services	27,137
Total number of Services Provided to Individuals	315,579
Total number of Internal Job Orders Created	19,305
Total number of Internal Job Referrals	35,541
Total number of Services Provided Employers	42,855

### TANF

With an average monthly caseload of 560, Families First is a busy and successful program in our area. More than **80%** of customers obtained employment within their field of study with an average wage of \$10.14.

### Title IV Voc Rehab

County	Active	Working	Closures
Cheatham	15	1	0
Davidson	591	29	38
Dickson	53	5	6
Houston	12	1	0
Humphreys	41	0	3
Montgomery	315	18	12
Robertson	57	1	5
Rutherford	289	16	18
Stewart	19	1	2
Sumner	122	5	11
Trousdale	1	0	0
Williamson	154	9	6
Wilson	80	4	4
<b>TOTAL</b>	<b>1749</b>	<b>90</b>	<b>105</b>

**One Stop Operations Directors**  
*Freda Herndon and George Phillips*