

One Stop Operator Report LWDA 8

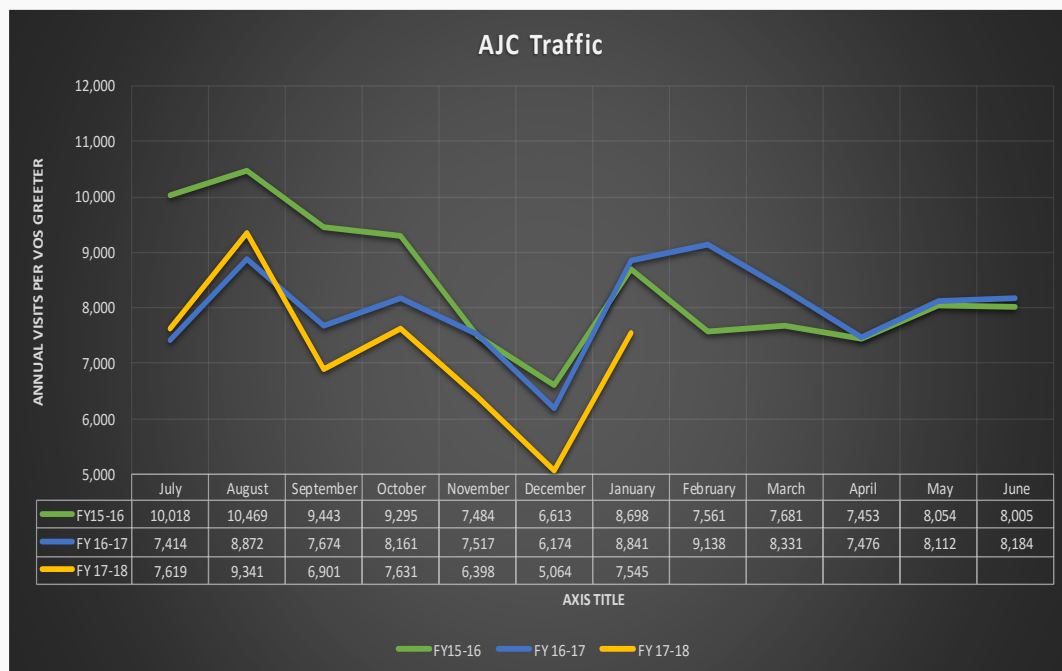
Data as of January 31, 2018

AJC Visits



Things to note:

- We rank **1st** out of 13 LWDA's in AJC traffic.
- Affiliate Centers host 53% of visits, and Comprehensive Centers host 47% of visits.
- Through the first six months of the program year, we are experiencing an average 100 fewer visits per month by location than prior year.
- Across the state, AJC visits average 10,875 through Sept. 30. Through the same date, LWDA 8 has assisted 23,861 through our AJC network.



AJC Visit Reasons

top 10

Reasons people visit our AJCs

- | | |
|-----------------------------|--------|
| 1. Job Search/Computer Room | 18.08% |
| 2. Job Search Assistance | 14.36% |
| 3. Adult Education | 10.9% |
| 4. Drug and Alcohol Testing | 9.99% |
| 5. Unemployment Insurance | 6.08% |
| 6. Job Fair | 5.70% |
| 7. Career Coaching | 5.03% |
| 8. Families First | 3.40% |
| 9. Veterans Services | 3.39% |
| 10. RESEA | 3.39% |

Co-enrollment

AJC Partners focus on co-enrollment to serve customers in area

There were **363 Title I** co-enrollments in our area at the end of January, 2018.

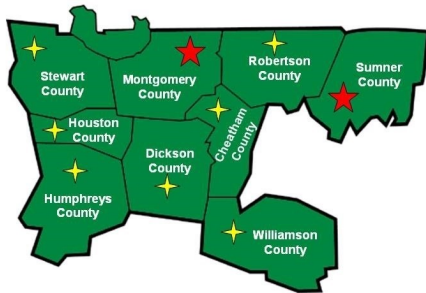
Wagner-Peyser:	274
Adult Education:	38
RESEA:	35
TAA/Trade:	12
TANF/Families First:	3
SNAP E&T:	1

Co-enrollments allow customers to receive a variety of services from multiple partners. We are working to capture additional co-enrollment data across a variety of information platforms from other partners.

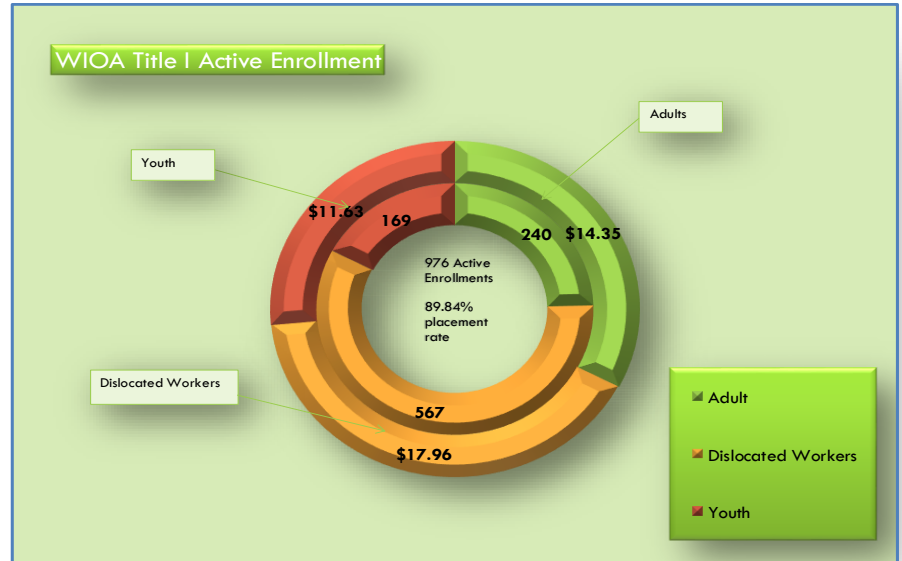
One Stop Operator Report LWDA 8

Title I WIOA

In addition to the 976 active WIOA enrollments in adult, dislocated worker and youth programs, there are 878 customers receiving follow-up Title I case management.



Data as of January 31, 2018



Title II Adult Education

County	Graduates 12/31/17	Caseload 12/31/17
Cheatham	23	50
Dickson	37	67
Houston	5	19
Humphreys	9	10
Montgomery	111	311
Robertson	27	89
Stewart	10	9
Sumner	78	378
Williamson	56	127
TOTAL	356	1060

TANF

In TANF

\$9.56 & 95%

District 5, the average wage for closed cases is \$9.56, up from the last quarter; 95% of cases with an achieved educational goal had a job in their field of study within three months.



Title IV Voc Rehab

Vocational Rehabilitation serves 741 customers in LWDA 8, including 130 new enrollments since the beginning of the program year. The local program ranks **3rd** in the state in new enrollments.

Title III Wagner-Peyser

Data through 12/31/17

Individuals that Registered	4,235
Individuals that Logged In	10,955
Distinct Individuals Receiving Services	16,038
Services Provided to Individuals	170,700
Individual Virtual Recruiters Created	2,165
Resumes Added	4,615
Internal Job Orders Created	4,241
Internal Job Referrals	20,771
External Job Referrals Created	45,567
Services Provided Employers	62,367
Completed WP applications	16,480
Partial WP applications	42
WP Participations	12,247
WP Exits	20,450

Collaboration Corner

Two local American Job Centers, in partnership with community judicial systems, jails, and employers, have launched innovative inmate transition programs with county jails. The Sumner County program includes job preparedness workshops in the jail, followed by interviews with local employers. Hired inmates are transported by Workforce Essentials to and from the work site each day. This experience allows the inmates to continue steady employment upon release. In Williamson County, AJC staff work extensively with inmates who are near their release date to prepare them for the successful employment. Inmates also have the opportunity to interview with employers while still incarcerated, ensuring employment upon release, facilitating a smooth re-entry into the workforce.