

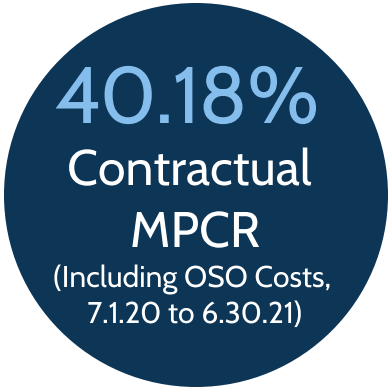
# Northern Middle Tennessee Workforce Development Board AJC Report

For April 1 to June 30, 2021

Report Date: August 11, 2021

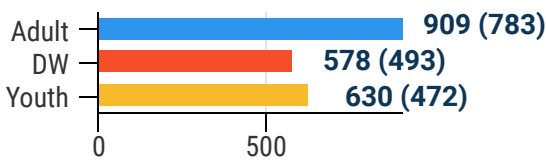
## Local Area Updates

After over a year of little or no employer activity in our Northern Middle American Job Centers (AJCs), we fully opened our doors to employers in the past quarter. All of our AJCs across all thirteen counties have hosted several job fairs in an effort to support Governor Lee’s “Back to Work” initiative. Employers have been anxious to get back into our AJCs in-person to actively recruit workers for immediate employment. Whether it is one employer holding a special hiring event in the AJC one of our smaller counties; to over one-hundred employers in one of our largest counties at an offsite location – in-person job fairs are truly back in Northern Middle. With Tennessee ending the special unemployment effective July 3, we are looking forward to helping our local companies find excellent employees in the coming months.



## Partner Program Updates

### Title I Total Enrollments



### Adult Education

For the program year ending June 30;  
2027 received student services A total of  
384 students received their HiSETs while  
301 students received a level gain.

## Wagner Peyser

Mar 31/June 30

4,733/5,403 New employers  
registered in Jobs4TN

13,188/17,911 New Job Orders in Jobs4TN

1,209/913 Wagner Peyser Participants

## Vocational Rehabilitation

1,497 Active Cases

265 Applications

68 Currently Working

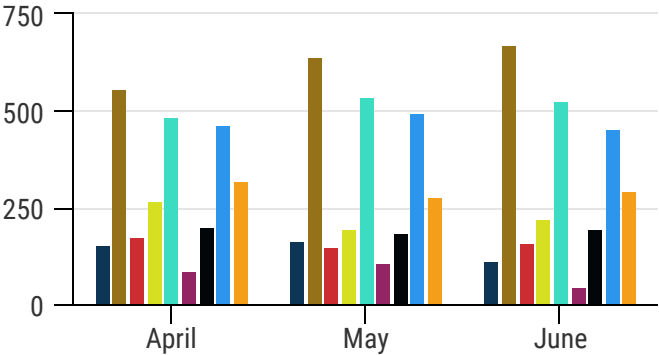
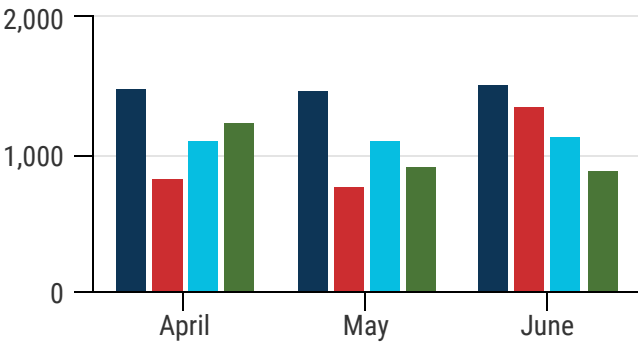
81 Successful Closures

## AJC Total Traffic Counts

### Comprehensives

Total Individual Visitors  
(19,140)/22,407

### Affiliates



Navy - Davidson  
Red - Montgomery  
Med. Blue - Rutherford  
Green - Sumner

Navy - Cheatham  
Gold - Dickson  
Red - Houston  
Yellow - Humphreys  
Teal - Robertson  
Purple - Stewart  
Black - Trousdale  
Med. Blue - Williamson  
Orange - Wilson

# Northern Middle AJC Report

## June 30, 2021

Unemployment Rates by County as of June 30, 2021;    NM = 4.7%    State = 4.9%

County	Unemployment Rate (Mar 31)	Unemployment Rate (Jun 30)
Cheatham	4.1%	4.2%
Davidson	4.5%	5.1%
Dickson	4.3%	4.8%
Houston	7.1%	6.7%
Humphreys	4.8%	5.3%
Montgomery	5.7%	5.9%
Robertson	4.1%	4.4%
Rutherford	4.1%	4.5%
Stewart	5.6%	5.7%
Sumner	4.3%	4.5%
Trousdale	4.7%	4.8%
Williamson	3.3%	3.4%
Wilson	4.0%	4.2%

### AJC Success Stories

--We had a youth that was a single Dad of 2. He was having a hard time raising both boys with just his High School diploma. He was sent to me by the county Highway department because they knew they would hire him full time if he was able to get his CDL. He received tuition assistance and travel assistance and he passed his CDL the first time and now makes \$18.00 per hour for the county.

--We had a female that was attending LPN school when she wasn't working but her husband lost his job in the middle of her first trimester of school. They had a daughter and neither was working. When I met with her I also told her that I could enroll her husband as a Dislocated Worker. We enrolled both of them and he got a job at Trane Co and she finished out her LPN schooling and got a job. Both are doing well.

--Brian was a transitioning soldier seeking assistance with aviation related education. He was assistance with obtaining tuition support towards ratings at Wings of Eagle and secured a position as a pilot for Air Evac Lifeteam in Kentucky making \$37.91 hourly.

--Juan is a transitioning soldier and attended the electrical course through Total Tech. He is now employed through the Department of Veterans as a HVAC Technician making an average income of \$27.00 per hour.