

# Northern Middle Tennessee Workforce Development Board AJC Report

For July 1 to September 30, 2020

Report Date: November 10, 2020

## Local Area Updates

The quarter ending September 30 is the first quarter of the year that our Northern Middle American Job Centers (AJCs) have operated at full capacity. The pandemic hit just two prior to the end of the first quarter of the calendar year. Half of the second quarter, we were operating with a skeleton crew. The staff returned to re-open on May 11, but we did not return to operating at full-capacity until June 8. Leaving us with only three weeks remaining in the quarter.

For the quarter ending September 30, enrollments are up, AJC traffic is up and spending for job-skills training is up. Our AJCs are filled with customers, not only filing for unemployment benefits, but conducting job-searches; as well as seeking out all of the many services offered by our American Job Centers.

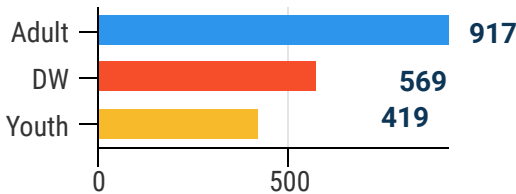
45.76%

Contractual  
MPCR

(Including OSO Costs,  
7.1.20 to 9.30.20)

### Partner Program Updates

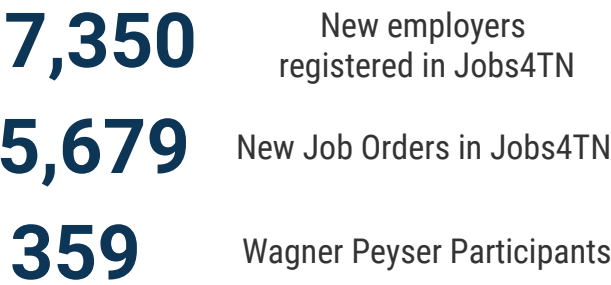
#### Title I Active Cases



#### Adult Education

A total of 43 students received their HiSETs with an average of 631 students enrolled in classes! This quarter, 35 students received a level gain.

#### Wagner Peyser

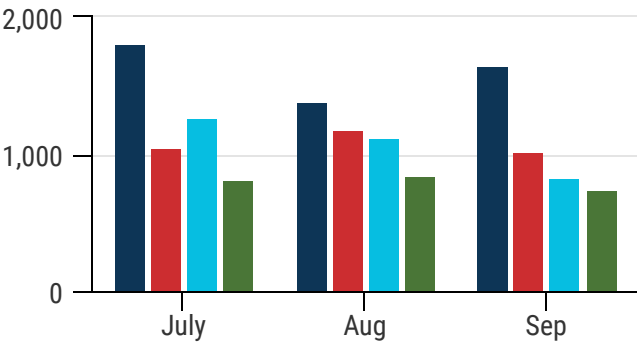


#### Vocational Rehabilitation



### AJC Total Traffic Counts

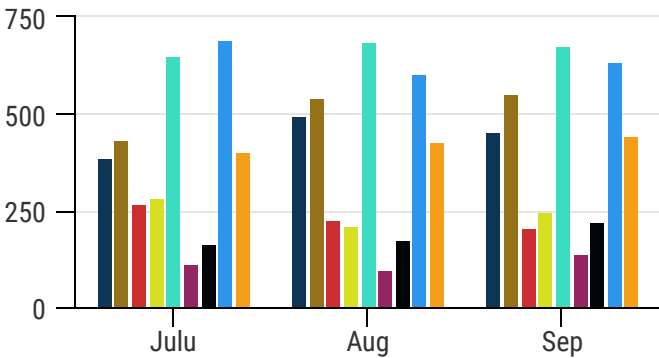
#### Comprehensives



Navy - Davidson  
Red - Montgomery  
Med. Blue - Rutherford  
Green - Sumner

#### Total Individual Visitors 32,679

#### Affiliates



Navy - Cheatham

Gold - Dickson

Red - Houston

Yellow - Humphreys

Teal - Robertson

Purple - Stewart

Black - Trousdale

Med. Blue - Williamson

Orange - Wilson

# Northern Middle AJC Report

## July 1, 2020 - September 30, 2020

### Unemployment Rates by County as of September 2020;

State = 6.3%

County	Unemployment Rate (June)	Unemployment Rate (September)
Cheatham	(7.8%)	4.6%
Davidson	(12.1%)	7.5%
Dickson	(7.6%)	4.4%
Houston	(9.3%)	6.0%
Humphreys	(7.4%)	4.6%
Montgomery	(10.0%)	6.2%
Robertson	(8.8%)	4.8%
Rutherford	(10.6)	5.4%
Stewart	(7.4)	4.5%
Sumner	(9.3%)	5.3%
Trousdale	(8.1%)	5.2%
Williamson	(6.7%)	3.6%
Wilson	(9.3%)	5.3%


In the spring, our Northern Middle counties saw their respective unemployment rates quadruple due to the pandemic in the course of only a few weeks. By April, all of our counties had double-digit unemployment rates, one as high as 16.7%, while the state was at 15.0%.

By June, our unemployment rates had dropped significantly and were much lower than the state's rate of 10%.

That drop has continued throughout the summer and into the fall. The state now has an overall unemployment rate of 6.3% as of September; while Northern Middle has an average rate of 5.2% across our thirteen counties. The highest unemployment rate is in Davidson County, with a rate of 7.5%, while the lowest is in Williamson County at 3.6%. This is a significant improvement from where things stood in the spring, and the efforts in our American Job Centers played a big part in this turn-around.

### Virtual Job Fairs

The pandemic has created the need for Virtual Job Fairs. In September, the Northern Middle Board purchased a platform that makes job fairs very accessible for employers and job-seekers, including resume submissions, live chats and even video interviews, all from the safety of a computer. It functions like a regular job fair, with individual company booths and a "lobby". We have used it many times already with great feedback, from both employers and job-seekers.



### Key Performance Indicators (KPI)

Beginning January 1, 2020; the Statewide Workforce Development Board (SWDB) established Key Performance Indicators for each major program under WIOA. Targets were reviewed with each Local Area in February. All AJC partners are to be included in the KPIs for 2020, including Title I, Adult Ed, Wagner-Peyser, Voc-Rehab, TANF, SCSEP & NCOA, RESEA, TAA, SNAP E&T among others. The Northern Middle Title I targets for 2020 are listed below, along with the actual data from Calendar Year Q1, Q2 and Q3 2020. Performance obviously suffered greatly when the AJCs were shut down and were not fully operational until almost mid-June. Now that they are fully operational again, performance has improved significantly.

	Calendar Year	Northern Middle Target	Actual
Adult and Dislocated Worker	Q1 2020	507	238
	Q2 2020	338	165
	Q3 2020	507	455
	Q4 2020	339	
	2020	1,691	858
Youth	Q1 2020	185	92
	Q2 2020	123	67
	Q3 2020	185	144
	Q4 2020	123	
	2020	616	303