

Northern Middle Tennessee Workforce Development Board AJC Report

For April 1 to June 30, 2020

Report Date: August 12, 2020

Local Area Updates

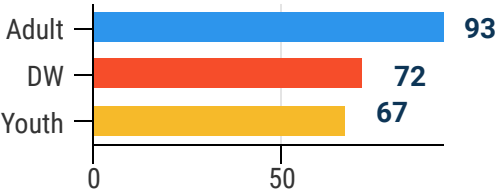
After having the doors closed for almost two months, our American Job Centers (AJCs) began the re-opening process over a three-phase process on May 11 over our thirteen-county area. During Phase One, job-seekers were seen by appointment only. Phase Two began on May 26, as we unlocked the doors and saw walk-in traffic on a limited basis. On Monday June 8, the Northern Middle AJCs were open to full-capacity, while still enforcing social distancing and following all safety protocols. Northern Middle led the state in the re-opening process, with the idea that job-seekers needed our assistance more than ever, after unemployment rates saw a double-digit surge in such a short time. It was imperative that we open our doors as soon as possible.

We have taken the necessary steps to keep our staff safe, as well as our job-seekers; but our AJC staff is to be commended for their unselfish attitude in helping those that need our help now more than ever. Our AJCs are committed to putting Tennesseans back to work, sooner than later.

42.30%
Contractual
MPCR
(Including OSO Costs,
4.1.20 to 6.30.20)

Partner Program Updates

Title I Quarterly Enrollments



Adult Education

A total of 475 students received their HiSETs with an average of 2,368 students enrolled in classes! This quarter, 253 students received a level gain.

Wagner Peyser

7,350
New employers
registered in Jobs4TN

5,679
New Job Orders in Jobs4TN

359
Wagner Peyser Participants

Vocational Rehabilitation

1,338
Active Cases

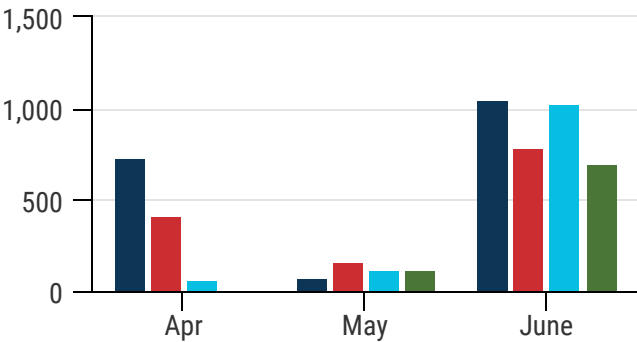
152
Applications

89
Working

44
Successful Closures

AJC Total Traffic Counts

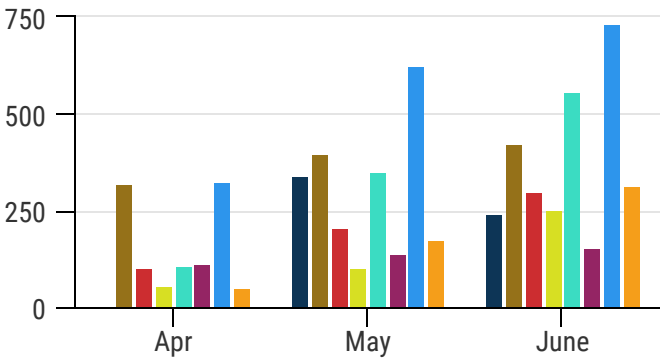
Comprehensives



Navy - Davidson
Red - Montgomery
Med. Blue - Rutherford
Green - Sumner

Total Individual Visitors 32,679

Affiliates



Navy - Cheatham
Gold - Dickson
Red - Houston
Yellow - Humphreys
Teal - Robertson
Purple - Stewart
Med. Blue - Williamson
Orange - Wilson

Northern Middle AJC Report

April 1, 2020 - June 30, 2020

Unemployment Rates by County as of June 2020;

State = 10.1%

County	Unemployment Rate (June)	Unemployment Rate (April)
Cheatham	7.8%	(11.6%)
Davidson	12.1%	(15.9%)
Dickson	7.6%	(14.0%)
Houston	9.3%	(13.6%)
Humphreys	7.4%	(12.0%)
Montgomery	10.0%	(15.4%)
Robertson	8.8%	(13.0%)
Rutherford	10.6	(16.7%)
Stewart	7.4	(11.3%)
Sumner	9.3%	(14.8%)
Trousdale	8.1%	(12.2%)
Williamson	6.7%	(10.4%)
Wilson	9.3%	(14.0%)

Last quarter, our Northern Middle counties saw their respective unemployment rates quadruple due to the pandemic in the course of only a few weeks.

In April, all of our counties had double-digit unemployment rates, one as high as 16.7%, while the state was at 15.0%. Over the last three months, our unemployment rates have dropped significantly. The fact that Northern Middle re-opened our doors to the American Job Centers (AJCs) much sooner than the rest of the state, cannot be ignored when looking at the dramatic drop in unemployment over the past three months.

Three of the four counties with comprehensive centers are still in double digits, but larger metropolitan areas normally take longer to recover. Still, the four comprehensive centers in Northern Middle saw an average drop of 5.2% in the unemployment rate over the last three months.

COVID-19

Prior to re-opening on May 8, all of our Northern Middle American Job Centers (AJCs) underwent mandatory Safety Protocol Training for COVID-19. Protocols have been strictly enforced to ensure the safety of our staff as well as our job-seekers. The Northern Middle board has provided Personal Protective Equipment (PPE), including disposable masks and gloves, disinfectant, hand-sanitizers and even disposable gowns for regularly wiping down heavy traffic areas. Each visitor is screened before being allowed entry into each AJC.

Key Performance Indicators (KPI)

Beginning January 1, 2020; the Statewide Workforce Development Board (SWDB) established Key Performance Indicators for each major program under WIOA. Targets were reviewed with each Local Area in February. All AJC partners are to be included in the KPIs for 2020, including Title I, Adult Ed, Wagner-Peyser, Voc-Rehab, TANF, SCSEP & NCOA, RESEA, TAA, SNAP E&T among others. The Northern Middle Title I targets for 2020 are listed below, along with the actual data from Calendar Year Q1 and Q2 2020. Performance obviously suffered greatly when the AJCs were shut down and were not fully operational until almost mid-June. Now that they are fully operational again, performance has improved significantly.

	Calendar Year	Northern Middle Target	Actual
Adult and Dislocated Worker	Q1 2020	507	238
	Q2 2020	338	165
	Q3 2020	507	
	Q4 2020	339	
	2020	1,691	403
Youth	Q1 2020	185	92
	Q2 2020	123	67
	Q3 2020	185	
	Q4 2020	123	
	2020	616	159